

Commandair

One and Two stage
Reciprocating Air Compressors, ½-5 HP



GD
GARDNER DENVER™

Experience Proven Results™

Commandair

Proven Design...

Gardner Denver's full line of compact Commandair reciprocating air compressors are manufactured to the same quality standards as our larger, industrial models. These packages are sized for smaller air requirements such as small industrial plants, schools, small automotive centers, and do-it-yourselfers.


Single-Stage Electric Driven

The single-stage series of Commandair air compressor packages are available from 1/2 through 3 HP, with the option of horizontal or vertical style receivers, or as base mounted. Air pressure ratings are available up to 125 PSIG. Thermal overload protected motors are standard on 1/2 through 1 HP, single phase, 115 Volt units.


- Cast iron cylinders for holding rigid tolerances and ensuring high compressor efficiency.
- Lightweight aluminum alloy pistons ensure proper reciprocating balance. Two compression rings and one oil-control ring are used for better oil control, less air blow-by, and higher efficiency.
- High density, high silicon die-cast aluminum alloy connecting rods minimize reciprocating weight and help promoted exceptional compressor life.
- High-quality Swedish Steel reed-type valves provide long life.
- Tapered roller bearings on two and three-cylinder models provide premium low friction movement for minimized efficiency.
- Precision balanced flywheel has fan blades for maximum compressor cooling resulting in cooler compressor operating temperatures.
- Rugged ductile iron crankshaft has large diameter throws for minimum bearing loads and counterweights to minimize vibration.
- Rugged cast iron crankcase designed to rigidly support the crankshaft and bearings.
- Convenient oil level sight gauge on 2 and 3 cylinder models.
- Removable cartridge-type intake filter features a 10-micron rated element.

Compressor Dimensions

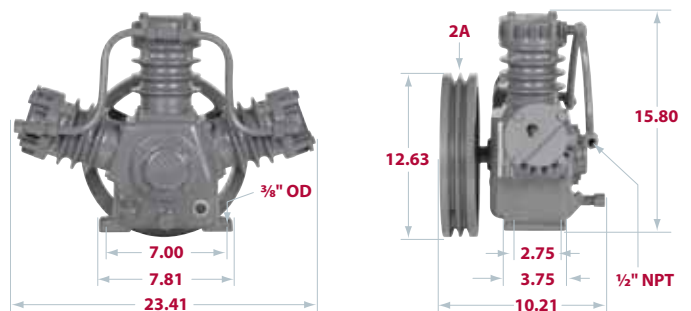
B1, B1S



BVA, BVAS



BWA



SINGLE STAGE – HORIZONTAL UNITS (ELECTRIC) – MODEL MATRIX CESCAA

HP	Tank Cap	Unit Model	Compressor Pump Model	RPM	90 PSIG		Bores IN. DIA.	Stroke IN.	No. Cyc.	Overall Dimensions L x W x H IN.	Bolt Down L x W IN.	Net WT Approx. LBS.
					CFM Displ	CFM* Del'y						
½	30	30B1S5H	B1S	525	2.69	1.8	2.38	2.00	1	42 x 21 x 33¾	20 x 12 ¹³ / ₁₆	128
¾	30	30B17H	B1	715	3.67	2.4	2.38	2.00	1	42 x 21 x 33¾	20 x 12 ¹³ / ₁₆	137
1	30	30B110H	B1	919	4.71	3.1	2.38	2.00	1	42 x 21 x 33¾	20 x 12 ¹³ / ₁₆	166
1	30	30BVA10H	BVAS	505	5.18	3.4	2.38	2.00	2	42 x 21 x 28½	20 x 12 ¹³ / ₁₆	203
1½	30	30BVA15H	BVA	731	7.50	5.3	2.38	2.00	2	42 x 21 x 28½	20 x 12 ¹³ / ₁₆	205
1½	60	60BVA15H	BVA	731	7.50	5.3	2.38	2.00	2	51 x 23½ x 41	28 x 16½	295
2	30	30BVA20H	BVA	929	9.53	6.0	2.38	2.00	2	42 x 21 x 28½	20 x 12 ¹³ / ₁₆	208
2	30	30BWA20H	BWA	700	10.77	7.2	2.38	2.00	3	42 x 21 x 35	20 x 12 ¹³ / ₁₆	212
2	60	60BWA20H	BWA	700	10.77	7.2	2.38	2.00	3	51 x 23½ x 41	28 x 16½	303
3	30	30BWA30H	BWA	995	15.31	10.2	2.38	2.00	3	42 x 21 x 35	20 x 12 ¹³ / ₁₆	299

SINGLE STAGE – VERTICAL UNITS (ELECTRIC) – MODEL MATRIX CESCAA

HP	Tank Cap	Unit Model	Compressor Pump Model	RPM	90 PSIG		Bores IN. DIA.	Stroke IN.	No. Cyc.	Overall Dimensions L x W x H IN.	Bolt Down L x W IN.	Net WT Approx. LBS.
					CFM Displ	CFM* Del'y						
½	30	30B1S5V	B1S	525	2.69	1.8	2.38	2.00	1	32¼ x 22¾ x 56¾	4 on 18" BC	130
¾	30	30B17V	B1	715	3.67	2.4	2.38	2.00	1	32¼ x 22¾ x 56¾	4 on 18" BC	139
1	30	30B110V	B1	919	4.71	3.1	2.38	2.00	1	32¼ x 22¾ x 56¾	4 on 18" BC	168
1	30	30BVA10V	BVAS	505	5.18	3.4	2.38	2.00	2	32¼ x 22¾ x 58¼	4 on 18" BC	218
1½	30	30BVA15V	BVA	731	7.50	5.3	2.38	2.00	2	32¼ x 22¾ x 58¼	4 on 18" BC	220
2	30	30BVA20V	BVA	929	9.53	6.0	2.38	2.00	2	32¼ x 22¾ x 58¼	4 on 18" BC	223
3	30	30BWA30V	BWA	995	15.31	10.2	2.38	2.00	3	32¼ x 22¾ x 51 ¹¹ / ₁₆	4 on 18" BC	314

SINGLE STAGE – BASE-MOUNTED UNITS (ELECTRIC) – MODEL MATRIX CEBAA

HP	Unit Model	Compressor Pump Model	RPM	90 PSIG		Bores IN. DIA.	Stroke IN.	No. Cyc.	Overall Dimensions L x W x H IN.	Bolt Down L x W IN.	Net WT Approx. LBS.
				CFM Displ	CFM* Del'y						
½	BMB1S5	B1S	525	2.69	1.8	2.38	2.00	1	38¾ x 20% x 20½	25% x 14½	64
¾	BMB17	B1	715	3.67	2.4	2.38	2.00	1	38¾ x 20% x 20½	25% x 14½	71
1	BMB110	B1	919	4.71	3.1	2.38	2.00	1	38¾ x 20% x 20½	25% x 14½	84
1	BMBVAS10	BVAS	505	5.18	3.4	2.38	2.00	2	38¾ x 20% x 22%	25% x 14½	93
1½	BMBVA15	BVA	731	7.50	5.3	2.38	2.00	2	38¾ x 20% x 22%	25% x 14½	95
2	BMBVA20	BVA	929	9.53	6.0	2.38	2.00	2	38¾ x 20% x 22%	25% x 14½	98
2	BMBWA20	BWA	700	10.77	7.2	2.38	2.00	3	38¾ x 20% x 22%	25% x 14½	102

SPRINKLER SYSTEMS: 40 PSIG SYSTEM (30 MINUTES MAXIMUM PUMPING TIME) – MODEL MATRIX CEWCA

HP	Max Volume Gallons	Unit Model	Compressor Pump Model	RPM	40 PSIG		Bore IN. DIA.	Stroke IN.	No. Cyc.	Overall Dimensions L x W x H IN.	Bolt Down L x W IN.	Net WT Approx. LBS.
					CFM Displ	CFM* Del'y						
½	214	BMB1-5SS	B1	673	3.45	2.6	2.38	2.00	1	38¾ x 20% x 20½	25% x 14½	64
¾	230	BMB1-7SS	B1	715	3.67	2.8	2.38	2.00	1	38¾ x 20% x 20½	25% x 14½	71
1	305	BMB1-10SS	B1	950	4.87	3.7	2.38	2.00	1	38¾ x 20% x 20½	25% x 14½	84
1½	470	BMBVA-15SS	BVA	731	7.50	5.7	2.38	2.00	2	38¾ x 20% x 22%	25% x 14½	93
2	602	BMBVA-20SS	BVA	936	9.60	7.3	2.38	2.00	2	38¾ x 20% x 22%	25% x 14½	95
3	1625	BS-3SS	S-20	655	25.1	19.7	3.75	3.00	2	38¾ x 20% x 22%	25% x 14½	98
5	2180	BS-5SS	S-20	980	37.5	26.4	3.75	3.00	2	38¾ x 20% x 22%	25% x 14½	102

*Units tested in accordance with CAGI/PNEUROP acceptance test code PN2CPTC2 or PN2CPTC3

Aftermarket Parts & Lubricants

PROTECT YOUR INVESTMENT IN GARDNER DENVER

Only Gardner Denver can provide the assurance that your investment will maintain the productivity your business requires. Regular maintenance and service will ensure that you continue to enjoy the productivity and benefits that Gardner Denver products provide.

RELIABILITY

Only Gardner Denver can provide parts and services designed specifically with your business in mind. All parts and lubricants have been engineered to the highest standards and rigorously tested to meet the most stringent quality measures.

PERFORMANCE

Gardner Denver understands the importance of performance and efficiency to your business. Only Gardner Denver can provide factory certified parts that ensure your investment will continue to perform year after year with the same reliability and efficiency as when new.

EASE OF DOING BUSINESS

Only Gardner Denver can provide the peace of mind of turning to one supplier and one source for all aftermarket needs. Gardner Denver has the support network in place to handle all of your customer service, service and technical support where and when you need it.

VALUE

Only Gardner Denver can provide high quality aftermarket parts and services for the life of your investment. Proper care of your investment is vital to the equipment's performance and efficiency. Rely on a trusted source – Gardner Denver.

For further assistance, contact your local authorized Gardner Denver distributor.



Gardner Denver®

www.GardnerDenverProducts.com maggie@gardnerdenver.com

Gardner Denver, Inc. 1301 North Euclid Avenue, Princeton, IL 61356

Telephone: (815) 875-3321 FAX: (815) 872-0421

©2011 Gardner Denver, Inc. Litho in U.S.A. GR-CA-104 3rd Ed. 2/11



Member



Please recycle after use.